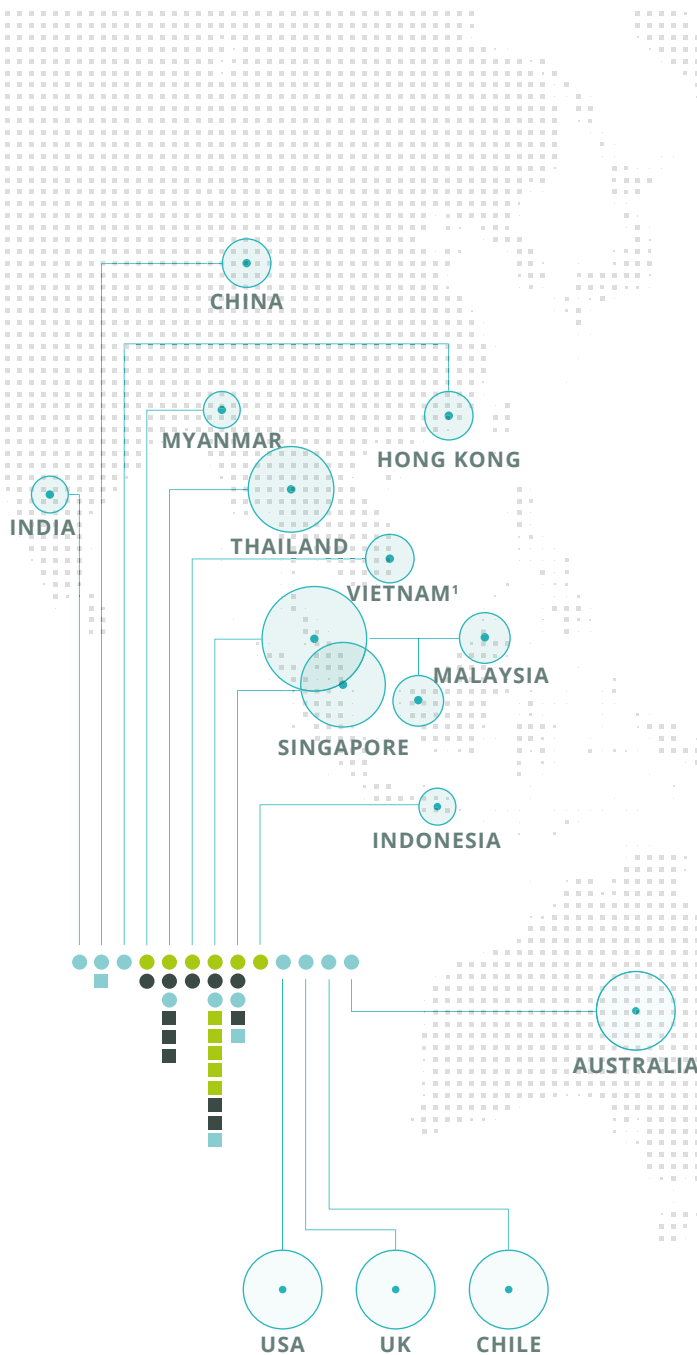


# GLOBAL PRESENCE



**Legend:**

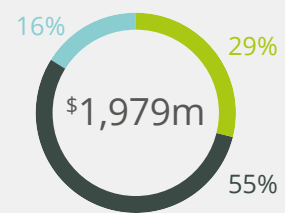
- Beverages
- Dairies
- Publishing & Printing
- Others
- Manufacturing Plants
- Manufacturing Plants
- Manufacturing Plants
- Manufacturing Plants

**Note:**

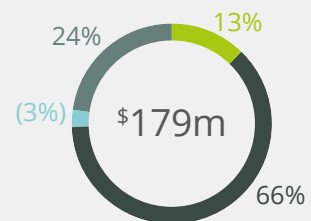
1 Following the acquisition of an additional 5.4% stake in Vinamilk on 12 December 2016, our stake has been increased to 16.35%

## CONTRIBUTION BY SEGMENT

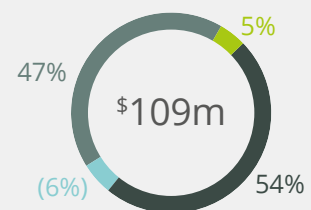
### Revenue



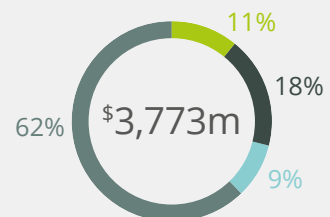
### Profit Before Interest & Taxation



### Attributable Profit Before Fair Value Adjustment & Exceptional Items



### Total Assets



**Legend:**

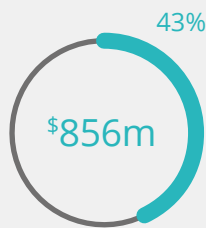
- Beverages
- Dairies
- Publishing & Printing
- Others

**CONTRIBUTION BY GEOGRAPHY**

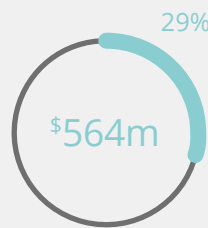
SINGAPORE	MALAYSIA	OTHER ASEAN <sup>1</sup>	OUTSIDE ASEAN <sup>2</sup>
-----------	----------	--------------------------	----------------------------



Same as FY2015



-13% from FY2015



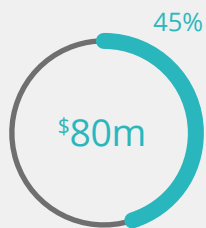
Same as FY2015



-12% from FY2015



-34% from FY2015



+6% from FY2015



+64% from FY2015



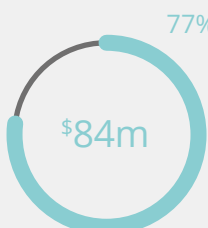
+24% from FY2015



+57% from FY2015



+23% from FY2015



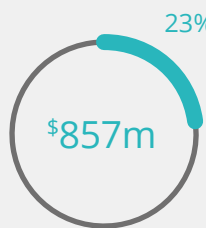
+64% from FY2015



+12% from FY2015



+4% from FY2015



+5% from FY2015



+50% from FY2015



-7% from FY2015

Notes:

- 1 Other ASEAN: Myanmar, Thailand, Vietnam and Indonesia
- 2 Outside ASEAN: China, Taiwan, India, Australia, Europe and USA